

TABLE 1A: Certification Applications and Certification Cancellations Under s. 33(2) Granted in 2018 - Analyzed by Industry First Three Quarters

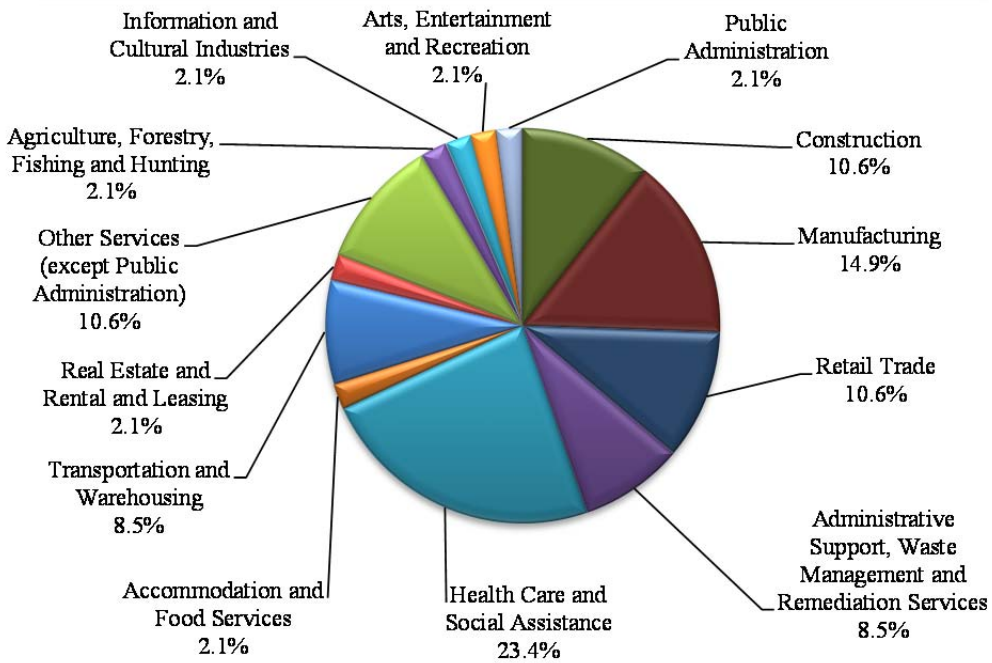
Type of Industry	Certification Applications		Certification Cancellations ¹	
	Number of Applications Granted	Number of Employees ²	Number of Applications Granted	Number of Employees ³
Accommodation and Food Services	1	50	1	13
Administrative and Support, Waste Management and Remediation Services	4	70	0	0
Agriculture, Forestry, Fishing and Hunting	1	7	0	0
Arts, Entertainment and Recreation	1	17	0	0
Construction	5	41	5	34
Health Care and Social Assistance	11	756	0	0
Information and Cultural Industries	1	14	0	0
Manufacturing	7	633	5	51
Mining, Quarrying and Oil and Gas Extraction	0	0	2	95
Public Administration	1	19	0	0
Real Estate and Rental and Leasing	1	15	0	0
Retail Trade	5	144	1	46
Transportation and Warehousing	4	108	1	4
Other Services (except Public Administration)	5	59	1	13
Total	47	1933	16	256

¹ In order to accurately reflect the number of employees per granted application, only those certification cancellation applications brought by employees under s. 33(2) of the *Labour Relations Code* are included in this table. Thus, the total number of applications granted may not equal the corresponding figure from the Certification Cancellations category in TABLE 1. See TABLE 3 for a breakdown of Certification Cancellations by applicant type.

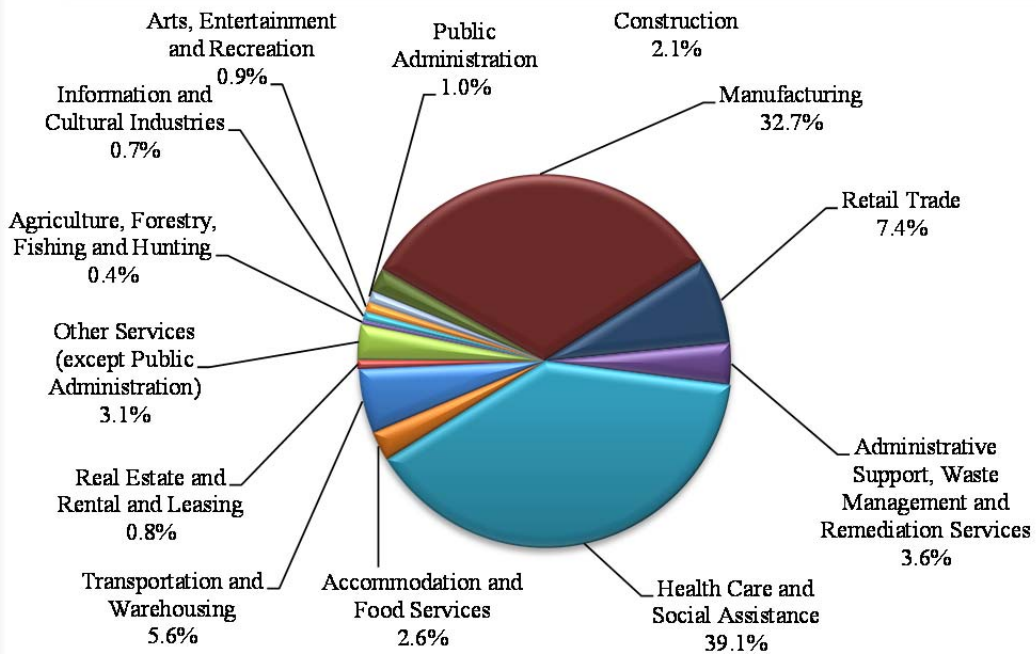
² The number of employees on an application for certification is based on the information supplied by the union on the application form. Variances do occur between the time of application and the time of disposition of the application.

³ The number of employees on an application to cancel a certification is based on the number of eligible voters on the Return of Poll signed by the returning officer.

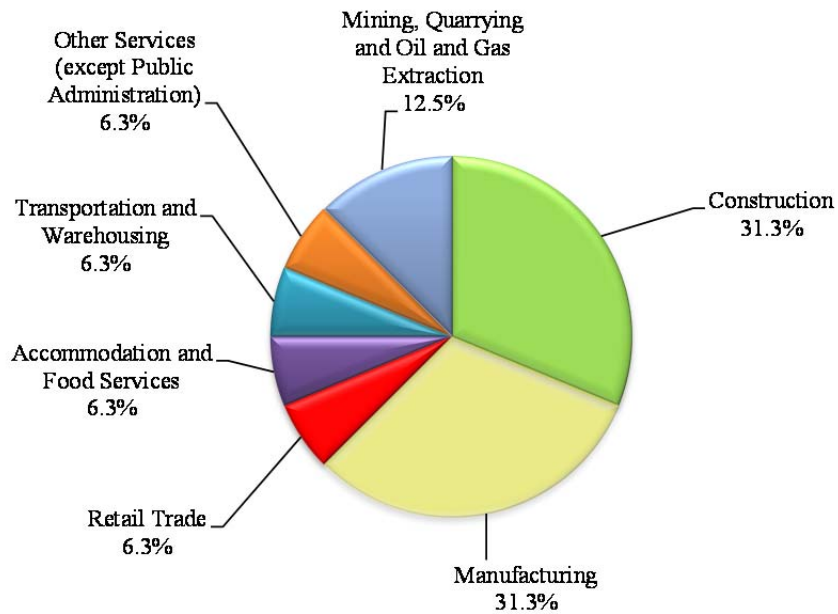
**Chart 1A: Certification Applications Granted in First Three Quarters 2018
Analyzed by Type of Industry
(Number of Applications)**



**Chart 1B: Certification Applications Granted in First Three Quarters 2018
Analyzed by Type of Industry
(Number of Employees)**



**Chart 1C: Certification Cancellations (s.33(2)) Granted in First Three Quarters 2018
Analyzed by Type of Industry
(Number of Applications)**



**Chart 1D: Certification Cancellations (s.33(2)) Granted in First Three Quarters 2018
Analyzed by Type of Industry
(Number of Employees)**

